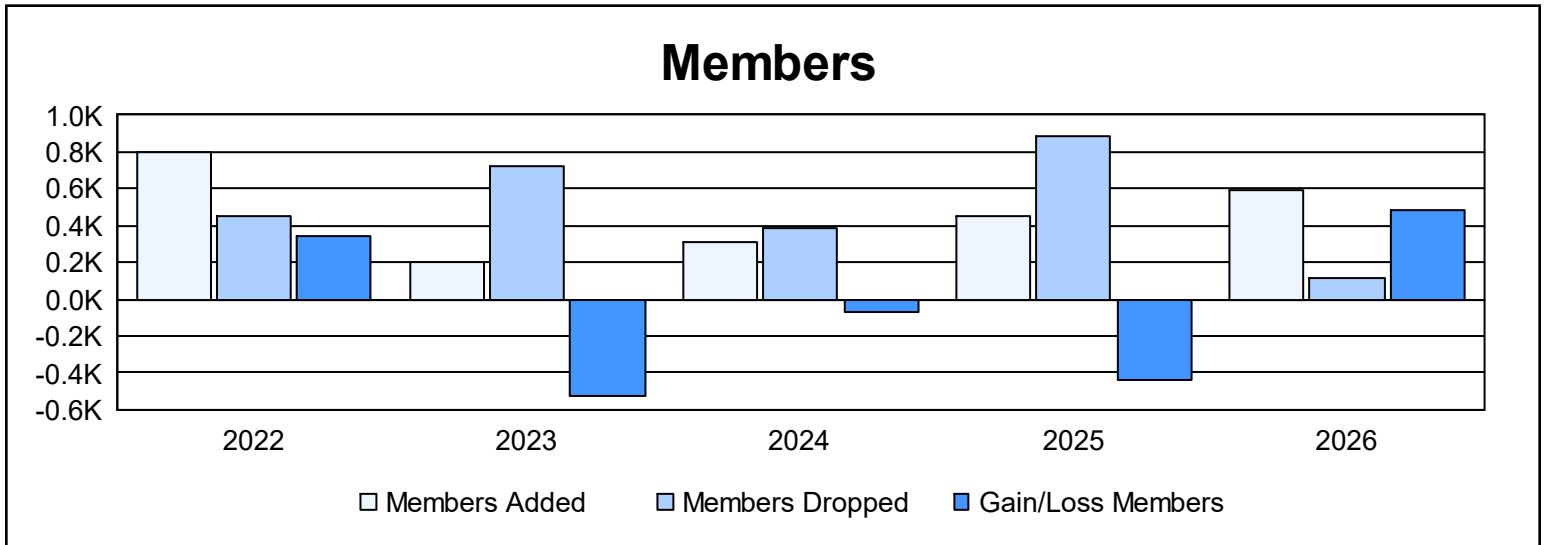
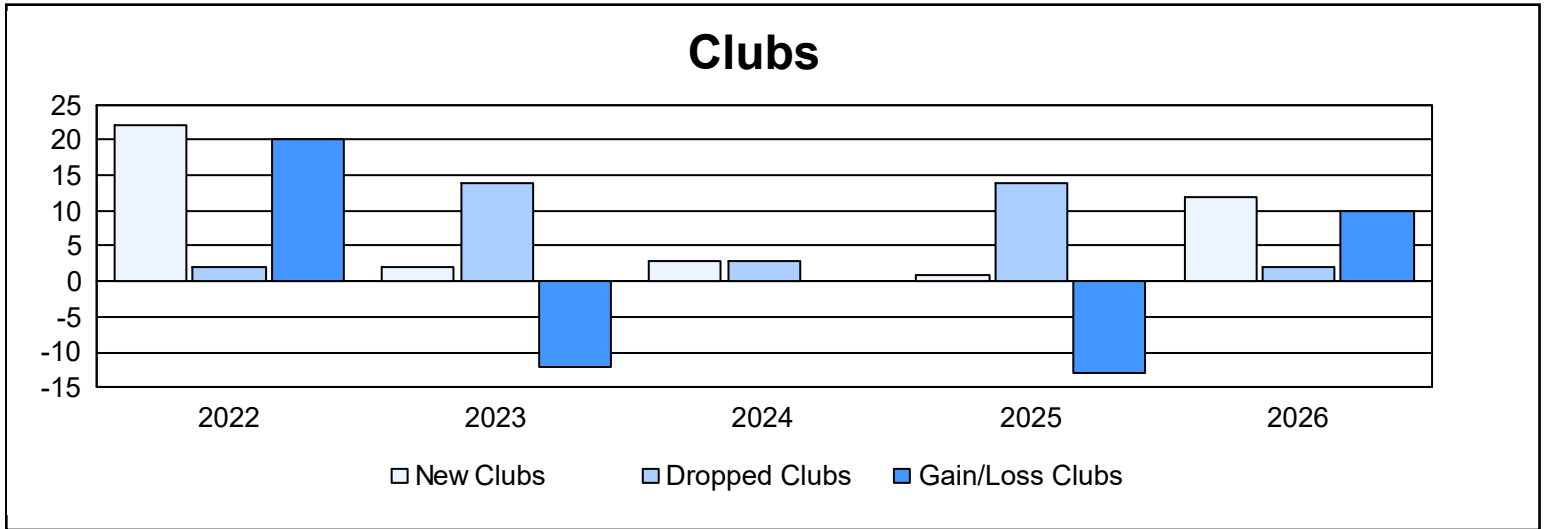
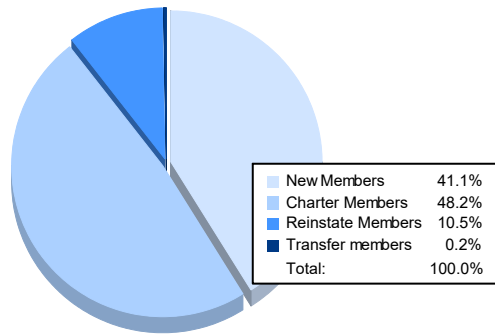


Year	New Clubs	Dropped Clubs	Gain/ Loss Clubs	New Members	Charter Members	Reinstate Members	Transfer Members	Total Member Added	Total Members Dropped	Gain/ Loss Members
2021-2022	22	2	20	248	521	26	0	795	453	342
2022-2023	2	14	-12	92	47	51	11	201	725	-524
2023-2024	3	3	0	148	104	51	12	315	384	-69
2024-2025	1	14	-13	338	33	64	16	451	885	-434
2025-2026	12	2	10	243	285	62	1	591	111	480
<b>Average</b>	<b>8</b>	<b>7</b>	<b>1</b>	<b>214</b>	<b>198</b>	<b>51</b>	<b>8</b>	<b>471</b>	<b>512</b>	<b>-41</b>



### Membership Composition April 2026 Cumulative



### Gender Composition April 2026 Cumulative

